



2017

2017 08

)

(

| | |
|-------|----|
| | 2 |
| | 5 |
| | 8 |
| | 13 |
| | 27 |

| | | |
|--|---------------|----|
| | | |
| | -5,706,524.32 | |
| | 67,311,535.25 | |
| | 10,717,714.26 | |
| | 7,597.07 | |
| | 60,726,117.08 | -- |

1

1

1

| | | | | 3G 4G | |
|-----------|--------|-----------|----------|---------|-----------|
| 2 ODN | | | | + | + |
| FTTx | FTTCab | FTTC | FTTB | FTTH | |
| FTTH | | ODN | | | |
| 21,337.2 | FTTH | 11,972.40 | 55% | 2015 | |
| FTTH | | 71.29% | 11.05% | GDP | 2013-2015 |
| | | | | FTTH | ODN |
| | | | 2020 | | 80% |
| | | 70% 85% | FTTH | | ODN |
| ODN | | | | | |
| 3 | DPI | | | | |
| 2014 2 27 | | | 2015 7 1 | | |
| | | | 2015 8 | | |
| | | | | 2012 23 | |

2

1

50

70%-80%

2011

2 ODN

ODN

ODN

ODN

ODN

ODN

ODN

ODN

ODN

3

ODN2016_0 9 Tf

1

| | |
|--|------|
| | |
| | 49% |
| | 135% |

100%

| | | | | |
|--|------------------|------------------|--------|--|
| | | | | |
| | 2,039,903,376.67 | 2,070,273,501.36 | -1.47% | |
| | 1,443,073,574.68 | 1,458,711,079.09 | -1.07% | |
| | 92,433,692.39 | 83,438,761.88 | 10.78% | |

| | 2,039,903,376.67 | 100% | 2,070,273,501.36 | 100% | -1.47% |
|--|------------------|--------|------------------|--------|--------|
| | 1,405,382,469.92 | 68.89% | 1,302,939,700.12 | 62.94% | 7.86% |
| | 314,340,936.67 | 15.41% | 549,640,641.04 | 26.55% | |

| | | | | | | |
|--|------------------|------------------|--------|---------|---------|--------|
| | 314,340,936.67 | 198,245,489.60 | 36.93% | -42.81% | -40.20% | -2.76% |
| | 194,863,354.67 | 93,184,964.18 | 52.18% | 37.46% | 2.67% | 16.21% |
| | 113,453,184.28 | 44,973,317.38 | 60.36% | 0.00% | 0.00% | 0.00% |
| | | | | | | |
| | 2,033,653,551.80 | 1,435,174,353.89 | 29.43% | 0.82% | 1.07% | -0.17% |

1

| | | |
|--|--------|--------|
| | | |
| | | |
| | 13.71% | -1.43% |
| | 25.07% | -1.90% |

| | | | | | | | |
|--|------------|-------------|--|------|---------------|---------------|------------|
| | | | | | | | |
| | 526,200.00 | -280,200.00 | | 0.00 | 12,726,100.00 | 10,313,200.00 | 246,000.00 |
| | 526,200.00 | -280,200.00 | | 0.00 | 12,726,100.00 | 10,313,200.00 | 246,000.00 |
| | 0.00 | 0.00 | | | | | 0.00 |


3

| | | |
|--|----------------|--|
| | | |
| | 314,358,807.43 | |
| | 169,202,796.97 | |
| | | |

| | |
|------------|-----------|
| | 1.17 |
| | 89,776.54 |
| | 0 |
| | 0 |
| | 0.00% |
| | |
| 2017 06 30 | 1.17 |
| 0.00 | |

2

| | |
|--|-----------|
| | 57,912.00 |
| | 10,698.57 |



6.4.9

1%

600

111.64

2016 3

6.4.9

| | |
|--|--|
| | |
|--|--|

5

| | | | | | | | |
|--|-----|--|-----|--|-----|----------------|--|
| | | | | | | | |
| | () | | (1) | | (2) | (3) (2)/(1) | |

| | | | | | |
|-----------|------------|--------|--|----------|------|
| | 35,000 | | | | 12 |
| | | | | 2016 3 1 | |
| 2016 4 18 | | 2015 | | | |
| | 30,000 | | | | 12 |
| | 25,000 | 2017 2 | | 3,500 | 2017 |
| 4 | | 21,500 | | | |
| | | | | | |
| | 2017 06 30 | | | 9,000 | |
| | | | | | |

6**A**

| | |
|--|--|
| | |
| | |
| | |
| | |
| | |


7

8

| | | |
|--|--|--|
| | | |
|--|--|--|



10%



13,000,000 236,045,537.91 218,337,796.22 112,699,427.12 47,708,831.48 40,522,959.15

3

KPI

1

| 2017 | | 43.48% | 2017 04 21 | 2017 04 22 | 2017 4 22 2017 2017-047 |
|------|--|--------|------------|------------|-------------------------------|
| 2016 | | 43.36% | 2017 06 02 | 2017 06 03 | 2017 6 6 2017-064 |

2017 8 2

2017 8 3

696.15

2017 8 10

104

2017-091

2017-093

5

1

1

2

3

63.8

81.40

70.79

10%

10%

2

1

2017

2017

2017

7.41

2016



| | | | | | | | | |
|--|---------------|--------|------------|-------|--|--|--|--|
| | | | | | | | | |
| | | | | | | | | |
| | | | | | | | | |
| | | | | | | | | |
| | 2017 04 08 | 20,000 | 2016 10 22 | 9,000 | | | | |
| | 2017 04 08 | 40,000 | 2016 10 22 | 3,500 | | | | |

2

3

2

1

| | 40,589,289 | 3.41% | 69,866,421 | | | -3,020,862 | 66,845,559 | 107,434,848 | 8.52% |
|---|---------------|---------|------------|--|--|------------|------------|---------------|---------|
| 3 | 40,589,289 | 3.41% | 69,866,421 | | | -3,020,862 | 66,845,559 | 107,434,848 | 8.52% |
| | | | 41,361,991 | | | -3,020,862 | 38,341,129 | 38,341,129 | 3.04% |
| | 40,589,289 | 3.41% | 28,504,430 | | | | 28,504,430 | 69,093,719 | 5.48% |
| | 1,151,253,434 | 96.59% | | | | 3,020,862 | 3,020,862 | 1,154,274,296 | 91.48% |
| 1 | 1,151,253,434 | 96.59% | | | | 3,020,862 | 3,020,862 | 1,154,274,296 | 91.48% |
| | 1,191,842,723 | 100.00% | 69,866,421 | | | 0 | 69,866,421 | 1,261,709,144 | 100.00% |

2017

42,050,616

27,815,805

69,866,421

2017 4 26

1,191,842,723

1,261,709,144

2017

4 24

<http://www.cninfo.com.cn>

2016 6 7

2016 10 17

2016 11 2

2016

2016 12 30

2016 103

2017 2 20

2017 244

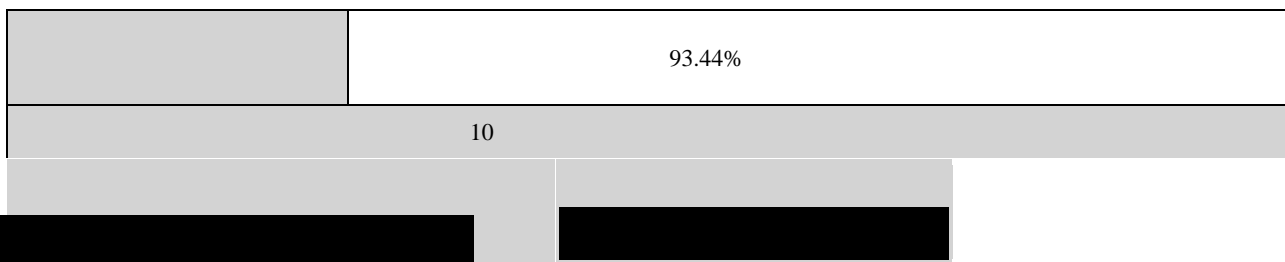
27,902,621

2

| | 0 | 0 | 24,635,967 | 24,635,967 | | 2018 4 25 |
|--|---|---|------------|------------|--|-----------|
| | 0 | 0 | 41,257 | 41,257 | | 2018 4 25 |
| | 0 | 0 | 3,138,581 | 3,138,581 | | 2018 4 25 |
| | 0 | 0 | 13,546,186 | 13,546,186 | | 2018 4 25 |
| | 0 | 0 | 17,593,977 | 17,593,977 | | 2018 4 25 |
| | 0 | | | | | |

| | | | | | |
|-------|--|--------|--|---|---|
| | | 88,512 | | 8 | 0 |
| 5% 10 | | | | | |
| | | | | | |






| | | | | | | | | | |
|--|--|--|--|--|--|--|--|--|--|
| | | | | | | | | | |
|--|--|--|--|--|--|--|--|--|--|

| | | | | |
|--|--|--|------------|---------------|
| | | | | |
| | | | 2017 07 05 | 2017 7 5 2017 |
| | | | 2017 07 05 | 2017 7 5 2017 |

2017 07 05



|

|

| | | |
|--|------------------|------------------|
| | | |
| | 2,743,679,183.80 | 1,742,309,748.55 |
| | | |
| | 732,835,331.61 | 750,629,144.91 |
| | 29,979,759.24 | |



| | | |
|--|----------------|----------------|
| | 525,644,001.20 | 266,401,002.40 |
| | | |
| | | |
| | | |

| | | |
|--|------------------|------------------|
| | | |
| | 1,789,510,866.88 | 1,765,669,457.85 |
| | 574.68 | 1,458,711,079.09 |
| | | |


| | | |
|--|--------------|--------------|
| | 4,841,383.21 | 6,813,401.66 |
| | 4,408,003.18 | 3,997,305.60 |
| | 5,198,634.94 | 7,697,599.60 |
| | 12,441.99 | |
| | | |

| | | |
|--|------------------|------------------|
| | | |
| | | |
| | | |
| | | |
| | | |
| | | |
| | | |
| | 327,832.36 | 136,608.15 |
| | 47,943,966.93 | 175,260,000.97 |
| | 1,975,702,381.04 | 2,166,754,677.89 |
| | 1,536,218,480.53 | 1,398,004,552.53 |
| | | |
| | | |
| | | |
| | | |
| | 199,483,023.35 | 163,830,102.10 |
| | 143,151,512.44 | 162,448,866.68 |
| | 170,574,422.94 | 335,710,821.17 |
| | 2,049,427,439.26 | 2,059,994,342.48 |
| | -73,725,058.22 | 106,760,335.41 |
| | | |
| | 32,162,987.56 | |
| | 37,456,004.54 | 346,636.39 |
| | 348,429.40 | 11,934,513.03 |
| | | |
| | 34,632,768.63 | 8,678,000.00 |
| | 104,600,190.13 | 20,959,149.42 |
| | | |

| | | |
|--|-----------------|-----------------|
| | -726,517,407.12 | -660,933,260.61 |
| | | |
| | 444,809,986.36 | |
| | | |

| | | |
|--|----------------|---------------|
| | 32,162,987.56 | |
| | 36,977,412.44 | 15,224,749.17 |
| | 265,177.82 | 11,934,513.03 |
| | | |
| | | 1,678,000.00 |
| | 69,405,577.82 | 28,837,262.20 |
| | 113,388,158.00 | |





| | | | | | | | | | | | | | |
|---|------------------|--|--|--|----------------|---------------|--|--|----------------|--|------------------|---------------|------------------|
| 2 | | | | | | | | | | | | | |
| | | | | | | | | | | | | | |
| | 1,191,842,723.00 | | | | 263,456,484.88 | 10,858,750.00 | | | 121,015,446.84 | | 1,368,295,664.01 | 78,160,294.88 | 3,011,911,863.61 |

8

| | | | | | | | | | | | | | |
|--|------------------|--|--|--|----------------|---------------|--|--|----------------|----------------|------------------|--|--|
| | | | | | | | | | | | | | |
| | | | | | | | | | | | | | |
| | 1,191,842,723.00 | | | | 610,825,970.08 | 10,858,750.00 | | | 121,015,446.84 | 813,224,173.86 | 2,726,049,563.78 | | |
| | | | | | | | | | | | | | |

1

| | | | | | | | | | | | |
|---|----------|--|--|--|-----------|-----------|--|--|--|---------|-----------|
| | | | | | | | | | | ,457.29 | 57.29 |
| | -7,273,5 | | | | -82,651,6 | 10,858,75 | | | | | -100,783, |
| | 00.00 | | | | 63.21 | 0.00 | | | | | 913.21 |
| 1 | -7,273,5 | | | | | | | | | | |
| | 00.00 | | | | | | | | | | |

20,080.00
 2010 10 11 [2010]1287
 6700 2010 10 21
 26,780.00
 2013 7 19 2013
 753.00 27,533.00
 A
 2014 5 6 2013 10 3
 35,792.90
 2014 11 2014
 [2014]742
 10 A
 9,647,651.00 11.92 / 51%
 36,757.67
 2014 715 2014 8 15 600
 100 60,000 6
 2015 2 25 2020 8 14 6
 2015 7 6 , 87,217,708.00
 2015 5 19

2

12

2017 12 31 2017

1

2

1 1 12 31

3

8

A

B

12

50%

A

B

2

A

B

3

11

1



22

3

4

25

1

2

26

1

2

27

28

1

2

A

B

3

29

1

1

2

1

2

2

30

/

1

2

31

1

2

2

5

1



2

| | | |
|--|---------------|--------|
| | | |
| | 25,130,920.79 | 19.92% |
| | 13,863,048.56 | 10.99% |
| | 7,478,206.48 | 5.93% |
| | 6,649,267.00 | 5.27% |
| | 5,338,803.43 | 4.23% |
| | 58,460,246.26 | 46.34% |

7

1

2

8

1

2

1

9

1

| | | | | | | | | | | |
|--|----------------|---------|---------------|--------|----------------|---------------|---------|---------------|--------|---------------|
| | | | | | | | | | | |
| | | | | | | | | | | |
| | | | | | | | | | | |
| | 133,305,838.94 | 100.00% | 21,618,616.87 | 16.22% | 111,687,222.07 | 98,456,903.31 | 100.00% | 17,418,264.78 | 17.69% | 81,038,638.53 |

| | | | | | | | | | | |
|--|----------------|---------|---------------|--------|----------------|---------------|---------|---------------|--------|---------------|
| | | | | | | | | | | |
| | 133,305,838.94 | 100.00% | 21,618,616.87 | 16.22% | 111,687,222.07 | 98,456,903.31 | 100.00% | 17,418,264.78 | 17.69% | 81,038,638.53 |

| | | | |
|-----|----------------|---------------|---------|
| | | | |
| 1 | | | |
| 1 | 70,200,681.57 | 3,465,085.37 | 5.00% |
| 1 2 | 22,114,944.86 | 2,211,494.49 | 10.00% |
| 2 3 | 32,190,132.45 | 9,657,039.73 | 30.00% |
| 3 | 8,800,080.06 | 6,284,997.28 | 71.42% |
| 3 4 | 4,265,310.62 | 2,132,655.31 | 50.00% |
| 4 5 | 1,906,437.36 | 1,524,009.89 | 80.00% |
| 5 | 2,628,332.08 | 2,628,332.08 | 100.00% |
| | 133,305,838.94 | 21,618,616.87 | |

| | | |
|--|----------------|---------------|
| | 11,384,573.10 | 12,943,307.61 |
| | 19,859,631.39 | 10,640,463.31 |
| | 133,305,838.94 | 98,456,903.31 |

5

| | 37,144,495.75 | 1 1 2 2 3 3 4 | 27.86% | 11,018,717.30 | |
|--|---------------|------------------|--------|---------------|--|
| | 13,968,593.36 | 1-2 | 10.48% | 1,396,859.34 | |
| | 4,126,766.99 | 1 1 2 2 3 3 4 | 3.10% | 1,684,681.02 | |
| | 2,424,427.90 | 1 | 1.82% | 121,221.40 | |
| | | 1 | 1.80% | | |

| | 193,331,886.21 | 523,329.04 | 192,808,557.17 | 153,447,892.45 | | 153,447,892.45 |
|--|------------------|---------------|------------------|----------------|---------------|----------------|
| | 123,439,698.57 | | 123,439,698.57 | 83,406,025.99 | | 83,406,025.99 |
| | 797,655,067.60 | 15,696,528.51 | 781,958,539.09 | 718,942,288.80 | 15,233,848.19 | 703,708,440.61 |
| | 3,511,020.34 | | 3,511,020.34 | 17,692.30 | | 17,692.30 |
| | 1,117,937,672.72 | 16,219,857.55 | 1,101,717,815.17 | 955,813,899.54 | 15,233,848.19 | 940,580,051.35 |

4

2

| | | | 523,329.03 | | | 523,329.04 |
|--|---------------|--|------------|--|--|---------------|
| | 15,233,848.19 | | 462,680.33 | | | 15,696,528.52 |
| | 15,233,848.19 | | 986,009.36 | | | 16,219,857.56 |

| | 48,178,219.07 | 50,514,009.10 |
|--|---------------|---------------|
| | | 11,478,070.69 |

| | | | | | | | | | | | |
|--|--------------------|--|--------------------|-------------------|--|--|--|--|-------------------|--------------------|--------------------|
| | | | | | | | | | | | |
| | | | | | | | | | | | |
| | | | | | | | | | | | |
| | 143,324,7 95.49 | | | 7,193,000 .00 | | | | | -3,020,40 0.00 | | 147,497,3 95.49 |
| | 96,025,88 7.45 | | | 3,044,700 .00 | | | | | | | 99,070,58 7.45 |
| | 92,528,46 4.75 | | -32,162,9 87.56 | -1,400,00 0.00 | | | | | | -58,965,4 77.19 | |
| | 73,077,77 5.10 | | | 2,011,400 .00 | | | | | | | 75,089,17 5.10 |

| | | | | | |
|----|----------------|----------------|---------------|---------------|----------------|
| | | | | | |
| 4. | 181,531,081.80 | 415,089,571.55 | 85,755,721.84 | 13,565,553.08 | 695,941,928.27 |

20

1

| | 181,864.16 | | 181,864.16 | 181,864.16 | | 181,864.16 |
|--|---------------|--|---------------|--------------|--|--------------|
| | 22,432,314.96 | | 22,432,314.96 | 4,430,565.53 | | 4,432,117.07 |

22

23

1

2

24

25

1

| | | | | | |
|----|----------------|--------------|---------------|---------------|----------------|
| | | | | | |
| | | | | | |
| 1. | 154,707,301.60 | 3,135,222.79 | 10,066,200.00 | 23,776,961.95 | 191,685,686.34 |
| 2. | | 529,614.97 | 506,239.32 | 49,680,154.69 | 50,716,008.98 |
| 1 | | | 6,239.32 | | 6,239.32 |
| 2 | | | | 10,950,924.52 | 10,950,924.52 |
| 3 | | 529,614.97 | 500,000.00 | 38,729,230.17 | 39,758,845.14 |
| | | | | | |
| 3. | | | | | |
| 1 | | | | | |
| | | | | | |
| 4. | 154,707,301.60 | 3,664,837.76 | 10,572,439.32 | 73,457,116.64 | 242,401,695.32 |
| | | | | | |
| 1. | 19,794,979.31 | 2,011,884.35 | 7,271,284.09 | 7,987,927.81 | 37,066,075.56 |



| | | | | | | |
|--|------|--|--------------|--|--|--------------|
| | 0.00 | | 10,485,105.0 | | | 10,485,105.0 |
| | | | 9 | | | 9 |

| | | | | |
|--|---------------|---------------|---------------|--------------|
| | 29,555,296.80 | 4,433,294.52 | 16,263,651.53 | 2,439,547.73 |
| | 3,742,402.40 | 561,360.36 | 526,200.00 | 78,930.00 |
| | 43,554,522.81 | 6,533,178.42 | | |
| | 76,852,222.01 | 11,527,833.30 | 16,789,851.53 | 2,518,477.73 |

3

| | | | | |
|--|--|---------------|--|---------------|
| | | | | |
| | | 32,340,022.54 | | 26,721,014.15 |
| | | 11,527,833.30 | | 2,518,477.73 |

4

| | | | |
|--|--|---------------|---------------|
| | | | |
| | | 5,031,077.97 | 5,486,936.04 |
| | | 22,476,682.85 | 22,476,682.85 |
| | | 27,507,760.82 | 27,963,618.89 |

5

| | | | |
|------|--|--------------|--------------|
| | | | |
| 2017 | | 1,710,125.07 | 1,710,125.07 |

| | | |
|--|----------------|----------------|
| | | |
| | 297,215,393.79 | 173,234,542.30 |
| | 297,215,393.79 | 173,234,542.30 |

31**1**

35

1

| | | |
|--|----------------|----------------|
| | | |
| | 549,790,027.81 | 410,792,641.32 |
| | 549,790,027.81 | 410,792,641.32 |

2

1

| | | | | |
|--|---------------|----------------|----------------|---------------|
| | 72,626,896.75 | 182,832,671.72 | 195,866,937.37 | 59,592,631.10 |
| | | | | |

| | | |
|--|--------------|--------------|
| | 2,617,331.58 | 2,127,476.69 |
|--|--------------|--------------|

2

1

42

43

44

| | | |
|--|--|-----------|
| | | |
| | | 56,603.77 |
| | | 56,603.77 |

45

1

| | | |
|--|--|--|
| | | |
|--|--|--|

| | |
|--|--|
| | |
|--|--|

49

50

51

| | | | | | |
|--|---------------|--|--------------|---------------|--|
| | | | | | |
| | 40,530,122.34 | | 1,970,815.22 | 38,559,307.12 | |

56

| | | | | |
|--|--|--|--|--|
| | | | | |
|--|--|--|--|--|

4) 0.00

5) 0.00

61

| | 2,003,772,201.19 | 1,413,972,710.86 | 2,058,745,506.02 | 1,451,589,589.81 |
|--|------------------|------------------|------------------|------------------|
| | 36,131,175.48 | 29,100,863.82 | 11,527,995.34 | 7,121,489.28 |
| | 2,039,903,376.67 | 1,443,073,574.68 | 2,070,273,501.36 | 1,458,711,079.09 |

62

| | | |
|--|--|--|
| | | |
|--|--|--|

| | | |
|--|---------------|---------------|
| | -2,950,879.02 | |
| | 23,265,247.83 | 14,965,026.00 |

67

| | | | |
|--|---------------|--------------|---------------|
| | 10,186,882.48 | 8,657,951.71 | 10,186,882.48 |
|--|---------------|--------------|---------------|

| | | | | | | | | |
|--|--|--|--|--|--|------------|-----------|---|
| | | | | | | | | / |
| | | | | | | 266,373.76 | 28,198.62 | |

| | | | | | | | | |
|--|--|--|--|--|--|--|--|--|
| | | | | | | | | |
|--|--|--|--|--|--|--|--|--|

| | | | | | | | | |
|--|--|--|--|--|--|--------------|--|--|
| | | | | | | | | |
| | | | | | | 1,820,775.00 | | |



| | | | | | | | | |
|--|--|--|--|--|--|--|------------|--|
| | | | | | | | 200,000.00 | |
| | | | | | | | 255,000.00 | |
| | | | | | | | 649,230.00 | |

300,000.00

| | | | |
|--|--|--|--|
| | | | |
|--|--|--|--|

| | 24,681,540.54 | 36,563,601.17 |
|--|---------------|---------------|
| | 6,967,364.86 | 2,950,230.00 |
| | 3,988,024.16 | 2,545,488.19 |
| | 12,307,037.37 | 14,150.00 |

| | | |
|--|---------------|-----------|
| | | |
| | 90,000,000.00 | |
| | | 83,700.00 |
| | 90,000,000.00 | 83,700.00 |

5

6

| | | |
|--|--|------------|
| | | |
| | | 450,000.00 |
| | | 450,000.00 |

75

1

| | | |
|---|-----------------|-----------------|
| | | |
| 1 | -- | -- |
| | 291,863,338.40 | 273,661,948.86 |
| | 23,265,247.83 | 14,965,026.00 |
| | 77,624,305.87 | 60,976,912.36 |
| | 9,211,592.49 | 3,105,992.33 |
| | 493,536.39 | 103,950.17 |
| | -88,559.84 | -3,997,305.60 |
| | 280,200.00 | -268,550.00 |
| | 62,758,944.76 | 62,038,414.19 |
| | 87,576,127.35 | -16,586,253.22 |
| | -5,619,008.39 | -1,751,476.92 |
| | 9,009,355.57 | 10,830.00 |
| | -161,137,763.82 | 44,910,468.80 |
| | -514,030,495.88 | -299,985,175.45 |

| | | |
|---|----------------|----------------|
| | | |
| | 45,068,121.05 | -30,424,446.11 |
| | -73,725,058.22 | 106,760,335.41 |
| 2 | | |

| | | |
|--|----------------|----|
| | | |
| | 314,358,807.43 | |
| | 169,202,796.97 | |
| | 65,110,206.11 | |
| | 548,671,810.51 | -- |

78

1

| | | | |
|--|---------------|--------|---------------|
| | | | |
| | 1,142,438.06 | 6.7744 | 7,739,332.39 |
| | 21.37 | 0.8679 | 18.55 |
| | 959,982.22 | 6.7744 | 6,503,303.54 |
| | | | |
| | 78,000,000.00 | 0.8679 | 67,696,200.00 |

2

2

| | |
|----|------------------|
| | |
| -- | 432,000,000.00 |
| -- | 648,000,000.00 |
| | 1,080,000,000.00 |



5

6

1

1

| | | | | 60.00% | | |
|--|--|--|--|---------|--|--|
| | | | | 100.00% | | |
| | | | | 100.00% | | |
| | | | | 75.00% | | |

51.00%

2

2

3

1

2

3

4

| | / | / |
|--|----------------|----------------|
| | -- | -- |
| | -- | -- |
| | -- | -- |
| | 539,218,325.80 | 617,848,890.55 |
| | | |

5

6

3

| | |
|--|-----|
| | |
| | 35% |

4

| | |
|--|--|
| | |
| | |
| | |

5

1

/

| | | | |
|--|--|--------------|---------------|
| | | | |
| | | 1,559,600.00 | 21,915,196.78 |

2

/

/

3

| | | | |
|--|--|------------|------------|
| | | | |
| | | 638,000.00 | 894,000.00 |

4

| | | | | |
|--|---------------|------------|------------|--|
| | | | | |
| | 50,000,000.00 | 2016 08 08 | 2017 08 08 | |

| | | | | |
|--|---------------|------------|------------|--|
| | | 2016 08 08 | 2017 08 08 | |
| | 40,000,000.00 | 2016 08 08 | 2017 08 08 | |
| | | 2016 08 08 | 2017 08 08 | |
| | 50,000,000.00 | 2016 08 08 | 2017 08 08 | |
| | | 2016 08 08 | 2017 08 08 | |
| | 50,000,000.00 | 2016 08 08 | 2017 08 08 | |
| | | 2016 08 08 | 2017 08 08 | |
| | 30,000,000.00 | 2016 01 14 | 2019 01 13 | |
| | | 2016 01 14 | 2019 01 13 | |
| | 40,000,000.00 | 2016 01 14 | 2019 01 13 | |
| | | 2016 01 14 | 2019 01 13 | |
| | 50,000,000.00 | 2016 01 14 | 2019 01 13 | |
| | | 2016 01 14 | 2019 01 13 | |
| | 50,000,000.00 | 2016 01 14 | 2019 01 13 | |
| | | 2016 01 14 | 2019 01 13 | |

| | | | | |
|--|---------------|------------|------------|--|
| | | 2016 01 14 | 2019 01 13 | |
| | 50,000,000.00 | 2016 02 23 | 2017 02 23 | |
| | 50,000,000.00 | 2016 02 23 | 2017 02 23 | |
| | 50,000,000.00 | 2016 02 23 | 2017 02 23 | |
| | 20,000,000.00 | 2016 04 25 | 2018 04 24 | |
| | 36,000,000.00 | 2016 04 25 | 2018 04 24 | |
| | 50,000,000.00 | 2016 04 25 | 2018 04 24 | |
| | 23,500,000.00 | | | |

| | | | | |
|--|---------------|------------|------------|--|
| | 50,000,000.00 | 2017 03 01 | 2018 02 28 | |
| | | 2017 03 01 | 2018 02 28 | |
| | 30,000,000.00 | 2017 03 01 | 2018 02 28 | |
| | | 2017 03 01 | 2018 02 28 | |
| | 40,000,000.00 | 2017 03 01 | 2018 02 28 | |

| | | | | |
|--|---------------|------------|------------|--|
| | | 2016 12 13 | 2017 12 12 | |
| | 4,100,000.00 | 2016 12 13 | 2017 12 12 | |
| | | 2016 12 13 | 2017 12 12 | |
| | 15,620,577.57 | 2016 12 13 | 2017 12 12 | |
| | | 2016 12 13 | 2017 12 12 | |
| | 4,670,000.00 | 2016 12 13 | 2017 12 12 | |

| | | | | | | | | |
|--|--------------|------|----|----|------|----|----|--|
| | 1,193,903.15 | 2016 | 12 | 13 | 2017 | 12 | 12 | |
| | | 2016 | 12 | 13 | 2017 | 12 | 12 | |

6€1H0

3

4

5

1

2

| | | | | | | | | | | |
|--|------------------|---------|---------------|-------|------------------|------------------|---------|---------------|-------|----------------|
| | 1,266,256,239.63 | 100.00% | 76,608,449.51 | 6.05% | 1,189,647,790.12 | 1,042,677,651.58 | 100.00% | 64,062,430.32 | 6.14% | 978,615,221.26 |
|--|------------------|---------|---------------|-------|------------------|------------------|---------|---------------|-------|----------------|

| | | | |
|-----|------------------|---------------|--------|
| | | | |
| 1 | | | |
| 1 | 1,145,075,441.65 | 57,253,772.08 | 5.00% |
| 1 2 | 98,927,241.90 | 9,892,724.19 | 10.00% |
| 2 3 | 11,818,353.23 | 3,545,505.97 | 30.00% |
| 3 | 10,435,202.85 | 5,916,447.29 | 56.70% |
| | | | |

| | | | |
|--|------------------|---------------|--------|
| | 42,130,281.36 | 2,106,514.07 | 3.33% |
| | 26,003,750.64 | 1,300,187.53 | 2.05% |
| | 1,028,395,512.30 | 56,005,261.78 | 81.22% |

5

6

2

1

| | 831,740, 353.65 | 100.00% | 70,927,3 69.97 | 8.53% | 760,812,9 83.68 | 669,165 ,850.98 | 100.00% | 74,318,50 2.98 | 11.11% | 594,847,34 8.00 |
|--|--------------------|---------|-------------------|-------|--------------------|--------------------|---------|-------------------|--------|--------------------|
| | 831,740, 353.65 | 100.00% | | | | | | | | |

| | | | |
|-----|--------------|--------------|--------|
| 3 4 | 3,945,054.78 | 1,972,527.39 | 50.00% |
| | | | |

| | | | | | |
|----------------------------------|----|----------------|------------------|--------|---------------|
| | | 4,126,766.99 | 1 1 2 2 3 3 4 | 0.50% | 1,684,681.02 |
| TAIHAN FIBEROPTICS CO.,LTD | | 1,500,417.00 | 1-2 | 0.18% | 150,041.70 |
| | -- | 807,514,995.34 | -- | 97.09% | 67,138,823.17 |

3

| | | | | | |
|--|------------------|--|------------------|------------------|------------------|
| | | | | | |
| | 2,204,460,858.00 | | 2,204,460,858.00 | 1,124,460,858.00 | 1,124,460,858.00 |
| | 539,218,325.80 | | 539,218,325.80 | 617,848,890.55 | 617,848,890.55 |
| | 2,743,679,183.80 | | 2,743,679,183.80 | 1,742,309,748.55 | 1,742,309,748.55 |

1

| | | | | |
|--|------------------|--|--|--|
| | OTHER | | | |
|--|------------------|--|--|--|

| | | | | | | |
|--|------------------|------------------|--|------------------|--|--|
| | | 1,080,000,000.00 | | 1,080,000,000.00 | | |
| | 1,124,460,858.00 | 1,080,000,000.00 | | 2,204,460,858.00 | | |

2

| | | | | | | | |
|--|--|--|--|--|--|--|--|
| | | | | | | | |
|--|--|--|--|--|--|--|--|

| | | | | | | | | | | | |
|--|-----------|--|-----------|-----------|--|--|-----------|--|-----------|-----------|--|
| | 90.55 | | 87.56 | 0.00 | | | 0.00 | | 77.19 | 25.80 | |
| | 617,848,8 | | -32,162,9 | 15,518,30 | | | -3,020,40 | | -58,965,4 | 539,218,3 | |
| | 90.55 | | 87.56 | 0.00 | | | 0.00 | | 77.19 | 25.80 | |

4

2017

| | | | | |
|---|--|----------|---------------|----|
| | | | | |
| | | | | |
| | | | | |
| | | | -5,706,524.32 | |
| | | | 67,311,535.25 | |
| | | | 10,717,714.26 | |
| | | | 7,597.07 | |
| | | | 60,725,117.08 | -- |
| | | 1 | | |
| | | 1 | | |
| 2 | | 29202292 | | |
| | | | | |

