



2014

2014 08

()

.....	2
.....	5
.....	7
.....	9

			002491
	JIANGSU TONGDING OPTIC-ELECTRONIC CO.,LTD.		
	TDOE		

	8	8
	0512-63878226	0512-63878226
	0512-63877239	0512-63877239
	hezl@tdgd.com.cn	td_zqb@163.com

1

2013

2

2013

5

3

2013

4

2014	5	2013	10	2.00
10	3	6	27,533.00	35,792.90



	144,381.89	9.97%	12,142.53	
12,551.59	2.30%		10,448.03	2.22%

	144,381.89	9.97%	112,334.95	12.12%
		4,090.96	5.80%	9,690.61
			4,546.54	28.10%
			17,792.17	183.40%
			-18,638.50	15.53%
		3,625.45	90.64%	

144,381.89

9.97%
-25% 5%

10,448.03

2014

2.22%

2014

	1,441,816,027.27	1,121,933,670.22	22.19%	11.13%	13.66%	-1.73%
	158,444,494.03	144,998,658.62	8.49%	-18.85%	-15.89%	-3.22%
	736,901,809.19	551,485,985.12	25.16%	-6.41%	-4.18%	-1.74%
	149,870,589.88	89,734,725.97	40.13%	148.62%	135.31%	3.39%
	49,562,279.83	38,291,491.55	22.74%	-35.73%	-32.51%	-3.69%




	100.00%			
	277,343,214.64		192,234,414.64	4.27%



2





300	2011 2 28		
		15,000.00	2011 6 24
		7,910.00	600
2011 10 19			

2014	2014 08 26	2014 http://www.cninfo.com.cn/
------	------------	--

4



2013 2014 5 27 2013 27,533
 10 2.00 5,506.60 10 3
 35,792.90

--	--	--	--	--	--

2014 05 28 5F 30 31

3,194.56

536

0.01%

											2014
											2014-006
						783.81	0.54%			2014 02 28	http://www.cninfo.com.cn/ 2014 2014-006
				--	--	1,062.58	--	--	--	--	--
				2014							6,000.00
				2014 6 30			1,062.58				

2

3

4

5

1

1

2

3

55

2014

2014

61.30

2014

7.41

10%

10%

2

A1		0		A2		0		
A3		0		A4		0		

2012 10
24



	23,059,456	8.38%			6,917,837	-37,375	6,880,462	29,939,918	8.36%
1									
2									
3	23,059,456	8.38%			6,917,837	-37,375	6,880,462	29,939,918	8.36%
	23,059,456	8.38%			6,917,837	-37,375	6,880,462	29,939,918	8.36%
4									
	252,270,544	91.62%			75,681,163	37,375	75,718,538	327,989,082	91.64%
1	252,270,544	91.62%			75,681,163	37,375	75,718,538	327,989,082	91.64%
2									
3									
4									
	275,330,000	100.00%			82,599,000		82,599,000	357,929,000	100.00%

2014 5 27

2013

27,533

10

2.00

5,506.60

10 3

35,792.90

2013

		0.67%	2,400,000	-5,100,000	0	2,400,000		1,400,000
10	3							
		1	93.44%					
		2						



巨潮资讯

www.cninfo.com.cn

中国证监会指定信息披露网站

			23,264,724			23,264,724			
			0			0	1,300,000		1,300,000
			0			0			
			390,000		65,000	325,000	130,000		130,000
			351,000			351,000	91,000		91,000
			2,652,000			2,652,000	52,000		52,000

			2014 06 18	2014 6 18
			2014 06 18	2014 6 18
			2014 06 18	2014 6 18
			2014 06 18	2014 6 18
			2014 06 18	2014 6 18
			2014 06 18	
			2014 06 18	
			2014 06 18	

1

	681,173,868.23	677,353,620.35
	470,750.00	386,050.00
	159,128,133.45	137,027,443.88
	1,060,303,330.70	888,898,582.57
	94,208,470.22	94,601,707.91
	44,135,452.87	36,660,044.04
	1,221,104,050.47	1,264,861,030.41
	6,573,724.05	23,503,485.89

	2,056,202.60	15,537,929.29
	1,506,000.00	0.00
	22,536,451.88	28,827,070.97

2

	560,596,175.51	538,832,145.16
	141,556,247.45	127,597,443.88
	867,582,921.45	764,342,657.50
	31,442,597.77	50,634,221.34
	195,347,938.65	171,115,253.17
	1,170,732,215.99	1,200,859,571.96
	336,666.67	18,882,859.51
	2,967,594,763.49	2,872,264,152.52
	277,343,214.64	192,234,414.64
	968,263,789.53	994,343,623.06
	15,259,326.24	10,946,172.76
	73,951,177.98	75,177,735.84
	14,903,728.71	13,212,816.51

	1,349,721,237.10	1,285,914,762.81
	4,317,316,000.59	4,158,178,915.33
	1,728,067,316.57	1,303,894,099.15
	325,010,901.71	300,504,872.48
	278,146,605.02	248,774,146.47
	8,130,608.00	8,292,668.05

525,271,483.83	514,029,320.06
1,803,631,825.54	1,789,168,645.29
4,317,316,000.59	4,158,178,915.33

1,443,818,868.68	1,312,880,351.74
1,443,818,868.68	1,312,880,351.74
1,322,160,079.22	1,189,477,068.02
1,123,349,526.00	1,001,922,086.20

	12,540,708.81	7,963,875.55
	8,450,074.08	5,804,801.71
		879,544.43
	125,515,918.31	122,693,263.69
	19,197,491.82	

	8,422,428.19	5,799,950.00
		879,544.43
	77,441,189.77	112,867,780.46
	11,133,026.00	17,245,479.80
	66,308,163.77	95,622,300.66
	--	--

	36,254,544.02	387,362,051.14
	21,326.81	-227,908.19
	27,812,562.95	12,462,707.64
	449,534,095.46	291,614,863.53
	477,346,658.41	304,077,571.17

6

	1,376,046,169.49	1,151,018,088.31
	2,023,003.95	
	150,281,913.07	33,698,044.97
	1,528,351,086.51	1,184,716,133.28

	-116,922,297.42	-124,147,800.67
	1,461,292,116.74	733,800,000.00
		300,000,000.00
	1,461,292,116.74	1,033,800,000.00
	1,354,882,116.81	530,600,000.00
	113,949,936.21	115,208,571.08

	00.00	3.52					33.59		.90	.97
							104,480, 333.59		1,838,092 .90	106,318,42 6.49
		3,221,016.								
		48								

	267,800,	893,855,2			57,117,3	451,983,	15,676,43	1,686,432,		
	000.00	06.35			20.25	477.78	6.76	441.14		

1										
2										
	275,330, 000.00	935,054,9 28.60			74,967,7 02.23		572,288, 770.96		17,008,08 4.94	1,874,649, 486.73

1									
2									
3							-55,066,00	-55,066,00	
							0.00	0.00	
4									

	7,530,000.0 0	41,199,722. 25						48,729,722 .25
1	7,530,000.0 0	37,273,500. 00						44,803,500 .00
2		3,926,222.2 5						3,926,222. 25
3								

2014 5 62013

6

1

2

3

7

1

2

8

9

1

2

10

1

B

2

A

B

3

1

2

3

4

5

6

7

11

1

11/11

2

1 1	5.00%	5.00%
1 2	10.00%	10.00%
2 3	30.00%	30.00%
3 4	50.00%	50.00%
4 5	80.00%	80.00%
5	100.00%	100.00%

4

5

13

1

A

B

A

B

C

2

6

3

4

2

3

	20	5.00%	4.75%
	10	5.00%	9.5%
	5	5.00%	

17

1

2

3

3

3

4

18

19

20

1

2

3

,

4

22

23

1

2

24

1

2

3

4

25

26

1

2

3

A

B

4

27

1

2

28

1

2

29

1

2

3

30

1

31

32

33

1

2

34


1

2

35


1





2

24



7

8

9

10

1

:	--	--	68,332.43	--	--	71,081.42
	--	--	68,332.43	--	--	15,599.63
				9,100.00	6.0969	55,481.79
	--	--				

	470,750.00	386,050.00

	--	--	--	--	--	--
1	1,053,845,758.12	93.57%	52,692,287.91	870,370,223.68	92.10%	43,518,511.19
1 2	54,758,067.33	4.86%	5,475,806.73	55,220,793.73	5.84%	5,522,079.38
2 3	9,778,984.89	0.87%	2,933,695.47	13,447,870.12	1.42%	4,034,361.04
3	7,910,036.38	0.70%	4,887,725.91	6,008,721.98	0.64%	3,071,075.33
3 4	4,990,955.44	0.44%	2,495,477.72	5,789,053.07	0.61%	2,893,026.54
4 5	2,634,163.74	0.23%	2,107,330.99	208,100.62	0.02%	166,480.50
5	284,917.20	0.03%	284,917.20	11,568.29	0.00%	11,568.29
	1,126,292,846.72	--	65,989,516.02	945,047,609.51	--	56,146,026.94

2

3

4

5% 5%

5



6

		8,132,386.97	0.72%
	--	8,132,386.97	0.72%

7**8****7****1**

--	--	--

1	2	14,464,607.94	29.35%	1,446,460.79	8,697,709.50	21.53%	869,770.95
2	3	4,421,454.03	8.97%	1,326,436.21	2,666,574.38	6.60%	799,972.31

--	--	--	--	--

3,450,000.00 1

7.00%

1

3,000,000.00



5

12

1


2

13

14

15

1



1,000,000.00

1,000,000.00

1,000,000.00

0.27%

0.27%

681,868.75

16**1****2****17****1**

	1,276,464,748.27	25,514,138.52	11,261.00	1,301,967,625.79
	521,672,967.92	0.00	5,961.00	521,667,006.92
	661,819,230.97	21,194,940.12	0.00	683,014,171.09

2014

2

		700,000.00	254,916.79	410,083.21	35,000.00	

3

4

	1	6,965,641.81	2,540,841.89
			2,540,841.89

5

19



	5,405,379.73	247,999.98		5,653,379.71
	725,107.96	156,550.05		881,658.01
	99,391,908.74	-1,787,394.67		97,604,514.07
	93,835,696.43	-1,382,844.64		92,452,851.79
	4,660,820.27	-247,999.98		4,412,820.29
	895,392.04	-156,550.05		738,841.99
	0.00	0.00		
	99,391,908.74	-1,787,394.67		97,604,514.07
	93,835,696.43	-1,442,730.37		92,452,851.79
	4,660,820.27	-247,999.98		4,412,820.29

	13,148,205.37	11,348,555.52
	227,167.83	227,167.83
	2,718,202.34	2,791,254.99
	150,011.19	75,180.00
	596,095.73	416,792.74
	1,072,085.81	588,933.34
	17,911,768.27	15,447,884.42

	433,583.40	362,277.84
	3,530,631.52	2,936,866.14
	3,964,214.92	3,299,143.98

2014			
2015			
2016			
2017	1,710,125.07	1,710,125.07	
2018	1,226,741.07	1,226,741.07	
2019	593,765.38		
	3,530,631.52	2,936,866.14	--

	3,973,981.51	3,723,184.80
	7,147,238.73	3,926,222.25
	117,362,877.74	102,995,911.49

2

	17,911,768.27		15,447,884.42	

27

	59,884,793.96	11,244,488.02		71,129,281.98
	15,527,498.01			15,527,498.01
	533,041.18			533,041.18
	0.00	0.00		
	75,945,333.15	11,244,488.02		87,189,821.17

28

29

1

		24,000,000.00
	1,017,051,185.19	646,575,200.00
	98,000,000.00	130,000,000.00

	337,512,023.75	336,082,116.81
	135,000,000.00	151,275,985.36
		60,000,000.00
	296,000,000.00	60,000,000.00
	2,780,092.99	7,236,782.34
	1,886,343,301.93	1,415,170,084.51

2

30

31

	342,428,896.47	313,015,247.12
	342,428,896.47	313,015,247.12

0.00

32

1



3

33

1

--	--	--

35

	19,841,290.56	4,186,975.85
	16,186,686.98	10,149,377.14
	643,079.98	378,166.99
	966,056.95	217,323.91
	119,773.00	67,895.30
	966,564.33	1,933,128.66
	632,202.00	1,264,404.00
	992,993.19	217,323.91
	40,348,646.99	18,414,595.76

	2012 06 28	2014 12 20		6.56%		25,000,000.00		25,000,000.00
	--	--	--	--	--	25,000,000.00	--	25,000,000.00

3

4

41

	--	--	--	--	--	50,000,000.00	--	50,000,000.00
--	----	----	----	----	----	---------------	----	---------------

43

44

1

2

45

46

—	12,646,365.02	12,465,680.16
-	3,195,319.68	

5) 0.00

54

1

	1,441,816,027.27	1,297,435,152.55
	2,002,841.41	15,445,199.19
	1,123,349,526.00	1,001,922,086.20

2

	1,441,816,027.27	1,121,933,670.22	1,297,435,152.55	987,121,000.94
	1,441,816,027.27	1,121,933,670.22	1,297,435,152.55	987,121,000.94

3

	158,444,494.03	144,998,658.62	195,245,502.55	172,397,109.87
	736,901,809.19	551,485,985.12	787,350,708.82	575,539,516.50
	149,870,589.88	89,734,725.97	60,279,836.37	38,134,353.43
	49,562,279.83	38,291,491.55	77,121,397.67	56,736,000.02

4

	1,419,872,352.67	1,102,866,398.88	1,262,224,897.05	967,331,777.23
	21,943,674.60	19,067,271.34	35,210,255.50	19,789,223.71
	1,441,816,027.27			

	2,968,842.84	7,728,906.72
--	--------------	--------------

60

	84,700.00	-2,360,400.00
	84,700.00	-2,360,400.00

61**1**

	681,868.75	545,495.00
	-1,000,074.63	-1,054,188.87
	-318,205.88	-508,693.87

2



A

	-84,700.00	2,360,400.00
	48,690,717.92	33,115,718.39
	318,205.88	508,693.87

4

--	--	--

			463,536.00

5

1

2

1

2

1

2

3

2013 11 25 2013

2014 7 29

[2014]715

6

57,910.00

6

2014 8 22

60,000.00

1

2.	386,050.00	84,700.00			470,750.00
	386,050.00	84,700.00			470,750.00
	0.00				0.00
	0.00				0.00
	386,050.00	84,700.00			470,750.00
	0.00				0.00

1**1**

1						
	--	--	--	--	--	--
1	877,200,161.55	95.74%	43,860,008.08			

1						
	--	--	--	--	--	--
1	190,301,417.04	91.36%	9,515,070.85	171,171,199.45	94.15%	8,558,559.97
1 2	12,376,370.64	5.94%	1,237,637.06	7,266,980.52	4.00%	726,698.05
2 3	4,391,454.03	2.11%	1,317,436.21		1.38%	

	64557(-)-2(322,747.70	400,795.52	0.22%	200,397.77
5	130,972.33	0.06%	104,777.87	877.00	0.00%	793.60
5	453,000.00	0.22%	453,000.00	453,000.00	0.25%	453,000.00
	208,298,507.23	--	12,950,568.58	181,809,642.57	--	10,694,359.40

2

3

4

5% 5%

5

6

115,925,378.73	1		55.65%
56,255,749.43	1		27.01%
8,100,653.30	1	1 2	3.89%
2,400,000.00	1	1 2	1.15%
1,877,920.00	2-3		0.90%
184,559,701.46	--		88.60%

		115,925,378.73	55.65%
		56,255,749.43	27.01%
		172,181,128.16	82.66%

	--
--	----

8

0.00

9

3

--	--	--	--	--	--	--	--	--

	5,100,000.0	5,100,00	5,100,000.	51.00%	51.00%
	0	0.00	00		

	56,701,097.30	56,475,339.15	10,910,273.29	8,029,537.49
			564,862.39	564,276.40

	681,868.75	545,495.00	
	681,868.75	545,495.00	--

1

	83.90	
	10,056,756.58	
	-233,505.88	
	-5,966,205.75	
	594,139.61	
	3,672.08	
	3,259,317.16	--

2

1

	104,480,333.59	102,206,530.76	1,910,276,751.86	1,857,641,401.79

3

3

0	1 0 0,	-
0	1 0 0,	0-
0	1 0 0,	0-

